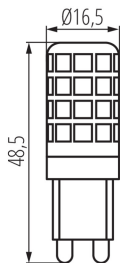


## 24520 ZUBI LED 3,5W G9-WW

LED light source

5905339245205



Kanlux ZUBI LED are energy-saving sources. Their additional functional benefits include the small size and the milky lampshade reducing the glare effect. They provide smart and aesthetic look. The construction of Kanlux ZUBI sources guarantees a wide light emission angle, owing to which they are perfect for all open luminaires and chandeliers.

### TYPE OF LIGHT SOURCE:

**Lighting technology used:** LED

**Non-directional or directional light source:** NDLS

**Mains or non-mains light source:** MLS

**Connected light source (CLS):** no

**Colour-tuneable light source:** no

**High luminance light source:** no

**Anti-glare shield:** no

**Dimmable:** no

### PRODUCT PARAMETERS:

**Colour:** white

**Compatible with a dimmer:** no

**Diameter [mm]:** 16.5

**Mercury content:** no

**Rated voltage [V]:** 220-240 AC

**Rated frequency [Hz]:** 50

**Lamp rated current [mA]:** 32

**Rated power [W]:** 3.5

**Material:** plastic

**Light source:** G9

**Diode type:** LED SMD

**Colour temperature:** Warm white

**Cap:** G9

**Rated lamp-service life [h]:** 15000

**Number of on/off cycles:**  $\geq 10000$

**Light source shape:** kapsulka

### GENERAL PRODUCT PARAMETERS:

**Energy consumption in on-mode of the light source (kWh/1000h):** 4

**Energy efficiency class:** F

**Useful luminous flux of the light source  $\Phi_{use}$  [lm]:** 300


**Useful luminous flux of the light source  $\Phi_{use}$  [lm]:** in sphere (360°)

**Correlated colour temperature [K]:** 3000

**On-mode power of the light source  $P_{on}$  [W]:** 3.5

## 24520 ZUBI LED 3,5W G9-WW

LED light source



**Height [mm]:** 48.5  
**Width [mm]:** 16.5  
**Depth [mm]:** 16.5  
**Colour rendering index:** 80  
**Chromaticity coordinates (x):** 0.44  
**Chromaticity coordinates (y):** 0.403  
**Claim of equivalent power [W]:** 28

### PARAMETERS FOR LED AND OLED LIGHT SOURCES:

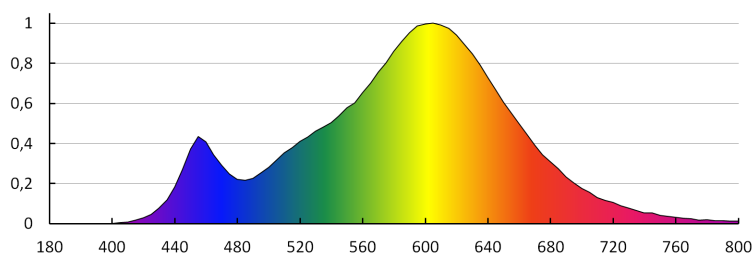
**R9 colour rendering index value:** 8  
**Survival factor:**  $\geq 0.9$   
**The lumen maintenance factor:** 0.93

### PARAMETERS FOR LED AND OLED MAINS LIGHT SOURCES:

**Displacement factor ( $\cos \phi 1$ ):** 0.4  
**Colour consistency in McAdam ellipses:**  $\leq 6$   
**LED light source replaces a fluorescent light source without integrated ballast of a particular wattage:** Not applicable  
**Flicker metric (Pst LM):**  $\leq 1,0$   
**Stroboscopic effect metric (SVM):**  $\leq 0,4$

### LOGISTIC DATA:

**Unit of measurement:** unit  
**Packaging method:** 10  
**Number of units in the secondary packaging:** 10  
**Number of units in the packaging:** 100  
**Net unit weight [g]:** 12  
**Grammage [g]:** 46.8  
**Length of a unit pack [cm]:** 11.5  
**Width of a unit pack [cm]:** 3  
**Height of a unit pack [cm]:** 16.5  
**Weight of a cardboard box [kg]:** 4.68  
**Width of a cardboard box [cm]:** 41  
**Height of a cardboard box [cm]:** 17.5  
**Length of a cardboard box [cm]:** 64  
**Volume of a cardboard box [m<sup>3</sup>]:** 0.04592



## 24520 ZUBI LED 3,5W G9-WW

LED light source

KANLUX S.A. (kat 24520) ZUBI LED 3,5W G9-WW / Krzywa rozsyłu światła (biegunowo)

Oprawa: KANLUX S.A. (kat 24520) ZUBI LED 3,5W G9-WW  
Lampy: 1 x ZUBI LED 3,5W G9-WW

